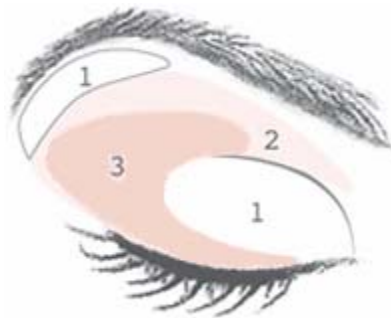


## Standard Eyes

When eyes are set about one eye width apart, they're considered standard. You can play up the versatility of these eyes by changing the intensity of shades for more or less definition.



1. Highlighter shade: Apply on brow bone, lid and along inner third of lower lashes.
2. Midtone shade: Apply in crease starting at the outer corner and blend.
3. Accent shade: Apply and blend along top lash-line and into outside half of crease. Apply along lower lashline
4. Eyeliner: Glide on along upper and (if desired) lower lashline. Soften with the Eyeliner/ Eyebrow Brush, if desired.
5. Mascara: Apply to upper and (if desired) to lower lashes.



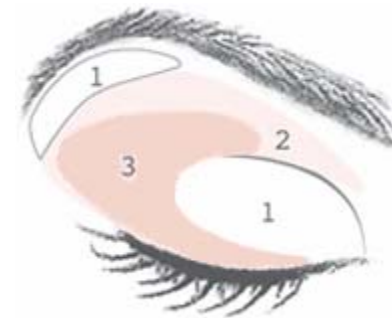
Created by Kellie Hammett, Ind. Sales Director

## Standard Eyes

When eyes are set about one eye width apart, they're considered standard. You can play up the versatility of these eyes by changing the intensity of shades for more or less definition.



1. Highlighter shade: Apply on brow bone, lid and along inner third of lower lashes.
2. Midtone shade: Apply in crease starting at the outer corner and blend.
3. Accent shade: Apply and blend along top lash-line and into outside half of crease. Apply along lower lashline
4. Eyeliner: Glide on along upper and (if desired) lower lashline. Soften with the Eyeliner/ Eyebrow Brush, if desired.
5. Mascara: Apply to upper and (if desired) to lower lashes.



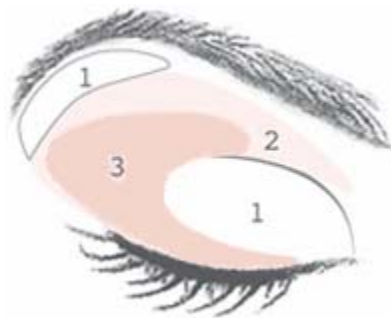
Created by Kellie Hammett, Ind. Sales Director

## Standard Eyes

When eyes are set about one eye width apart, they're considered standard. You can play up the versatility of these eyes by changing the intensity of shades for more or less definition.



1. Highlighter shade: Apply on brow bone, lid and along inner third of lower lashes.
2. Midtone shade: Apply in crease starting at the outer corner and blend.
3. Accent shade: Apply and blend along top lash-line and into outside half of crease. Apply along lower lashline
4. Eyeliner: Glide on along upper and (if desired) lower lashline. Soften with the Eyeliner/ Eyebrow Brush, if desired.
5. Mascara: Apply to upper and (if desired) to lower lashes.



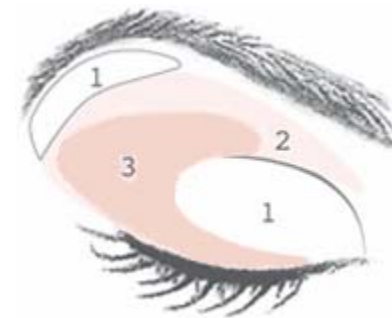
Created by Kellie Hammett, Ind. Sales Director

## Standard Eyes

When eyes are set about one eye width apart, they're considered standard. You can play up the versatility of these eyes by changing the intensity of shades for more or less definition.



1. Highlighter shade: Apply on brow bone, lid and along inner third of lower lashes.
2. Midtone shade: Apply in crease starting at the outer corner and blend.
3. Accent shade: Apply and blend along top lash-line and into outside half of crease. Apply along lower lashline
4. Eyeliner: Glide on along upper and (if desired) lower lashline. Soften with the Eyeliner/ Eyebrow Brush, if desired.
5. Mascara: Apply to upper and (if desired) to lower lashes.



Created by Kellie Hammett, Ind. Sales Director